

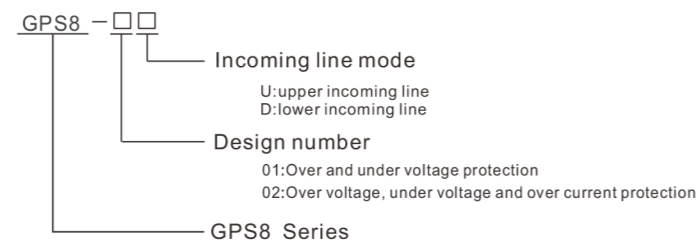
**Applications**

-Overvoltage , undervoltage and overcurrent protection for household equipment.

**Feature**

- Voltage / current monitoring and protection.
- Double bus wiring design stronger ability.
- Over / under voltage value and over-current value can be set.
- Self reset after fault.
- Digital display voltage, current value, fault status can be displayed by LED.
- 1-MODULE,DIN rail mounting.

**Model and connotation**



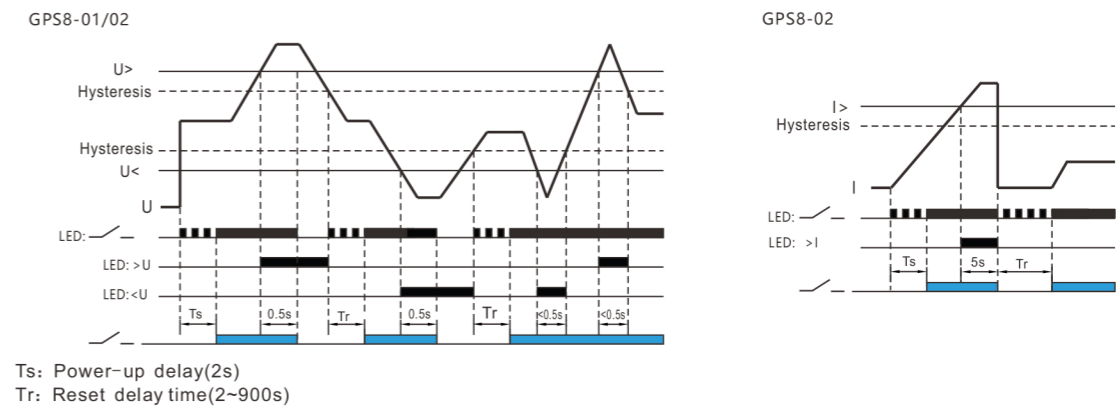
**Technical parameters**

	GPS8-01	GPS8-02
Function	Over and under voltage	Over voltage, under voltage and over current
Rated supply voltage	AC220V(L-N)	
Rated supply frequency	50/60Hz	
Rated operational current	32A,40A,50A,63A,80A (AC1)	
Burden	AC max.3VA	
Voltage display	✓	✓
Current display	×	✓
Over voltage operation value	230V~300V(factory default: 275V)	
Over voltage action delay	0.5s	
Under voltage operation value	145V~210V(factory default: 175V)	
Under voltage action delay	0.5s	
Over current operation value	—	32A,40A,50A,63A,80A
Over current action delay	—	5s
Power-up delay	2s	
Reset time	2~900s(factory default:30s)	
Measurement error	≤1%	
Operating temperature	-20°C to +55°C (-4°F to 131°F)	
Storage temperature	-35°C to +75°C (-22°F to 158°F)	
Mounting/DIN rail	Din rail EN/IEC 60715	
Protection degree	IP40 for front panel/IP20 terminals	
Operating position	any	
Overvoltage cathogory	III.	
Pollution degree	2	
Dimensions	82×36×68mm	
Weight	130g	135g

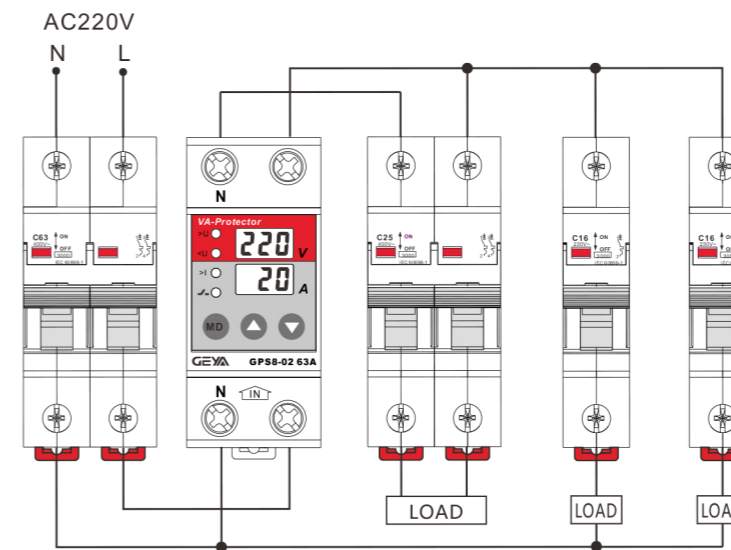
**Wiring Diagram**



**Functions Diagram**



**Example**



**Dimensions(mm)**

